

Adobe® Premiere® Pro CC

Digital video editing



Edit video with greater speed and precision with Adobe Premiere Pro CC, the industry-leading, cross-platform nonlinear editing application. Offering a clean, easily customizable interface and native support for a huge range of file formats, Adobe Premiere Pro CC lets you move through projects faster and deliver your best work, even on the tightest deadlines. Deep integration with other Adobe Creative Cloud tools puts a complete production workflow at your fingertips and allows for close collaboration with other artists on projects of any size for virtually any deliverable. And like all of the new Creative Cloud desktop applications, Adobe Premiere Pro CC is available exclusively in Creative Cloud.



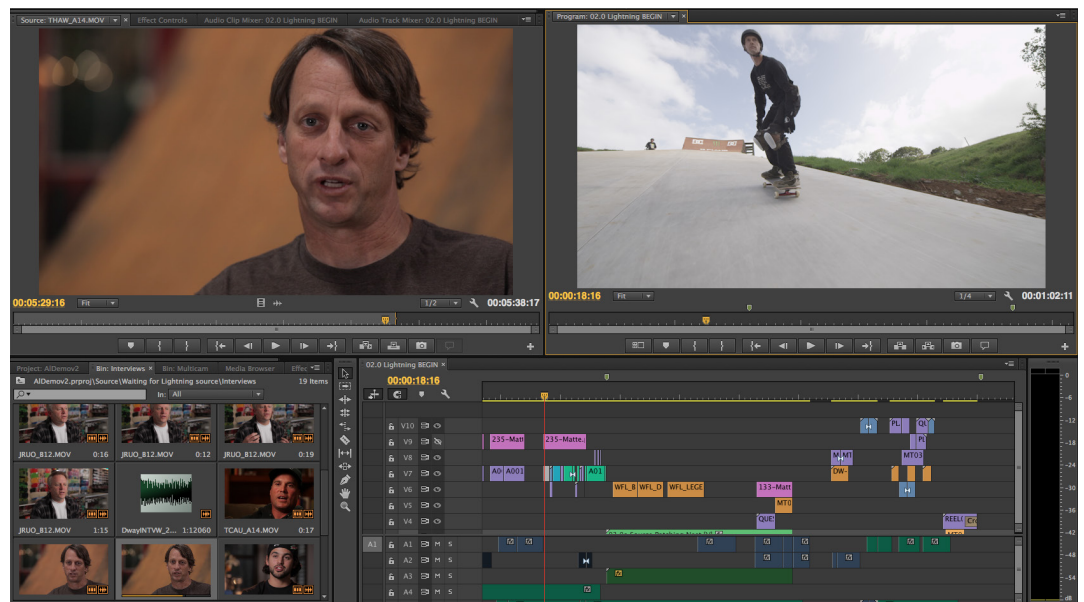
Adobe Creative Cloud

With Adobe® Creative Cloud™, a simple monthly membership gives you access to the complete collection of Adobe creative desktop applications – plus new features and upgrades as soon as they are available. Cloud storage and file syncing capabilities allow you to access your files from virtually anywhere, while Internet-based services let you build and publish websites, portfolios, mobile apps, iPad publications, and content for any medium or device. Your entire creative world gets its own central dashboard to keep your ideas, files, fonts, settings, notifications, desktop applications, and team members in sync.

www.creativecloud.com

Designed to work the way editors think, Adobe Premiere Pro CC offers a slew of new features and refinements that let you move through your projects efficiently and intuitively, including Editing Finesse workflow enhancements, Link & Locate to help you find files faster, an expanded audio toolset, an even more responsive Mercury Playback Engine, and a powerful new closed captioning workflow. Adobe Premiere Pro CC also includes the Lumetri™ Deep Color Engine, so you can apply .look files from Adobe SpeedGrade® CC to your clips and cut with the aesthetic of the grade. A library of Lumetri Looks is included, offering simple, beautiful grading presets you can use without leaving the application.

Part of Adobe Creative Cloud, Adobe Premiere Pro CC brings powerful, customizable nonlinear editing to your desktop. Use it alongside other Adobe production tools, such as Adobe After Effects® CC and Adobe Photoshop® CC, and discover how simple it can be to get great results quickly and efficiently. Offering best-in-class applications for editing, motion design, color-grading, audio, and much more, Adobe Creative Cloud brings together everything you need to create your greatest work.



Adobe Premiere Pro CC offers a slew of powerful new features, including an audio control panel, Link & Locate, closed captioning, and Lumetri Deep Color Engine integration, as well as workflow refinements such as automatic synchronization of multiple camera angles, Adobe Story Plus integration, and more.



Who uses Adobe Premiere Pro?
Professional editors in film and broadcast can get straight to work with nearly any format in Adobe Premiere Pro, customizing preferences to tailor their workflows, and helping them to deliver world-class work on schedule.

Filmmakers and production companies count on the powerful Adobe Premiere Pro toolset and deep integration with the other Adobe production applications to bring their stories to the screen collaboratively and cost-effectively.

Corporate and event videographers rely on Adobe Premiere Pro to quickly manage and assemble footage and efficiently create evocative records of live events, presentations, or other significant occasions.

Students and educators turn to Adobe Premiere Pro and Creative Cloud so they always have state-of-the-art production tools, learn the filmmaker's craft, and position themselves for success in the future.

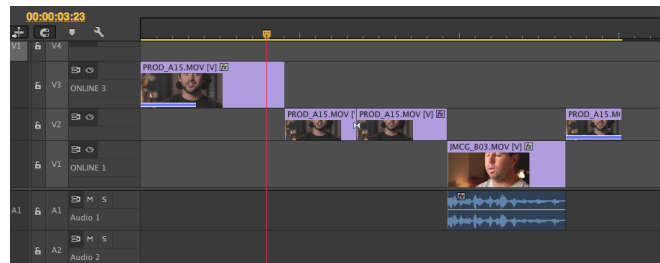
What's new in Adobe Premiere Pro CC

Adobe Creative Cloud

The creative tools you use today for video production work will just keep getting better. And with your Creative Cloud membership, you get access to every new feature upgrade as soon as it is available—at no additional cost. Use the new Sync Settings feature in Adobe Premiere Pro CC to synchronize your preferences, including keyboard shortcuts and workspaces, across multiple computers. Increase your exposure by posting your portfolio on Behance, now a part of Creative Cloud. A rich library of tutorials from Adobe and industry-leading partners helps you learn new tools and techniques fast.

Editing Finesse

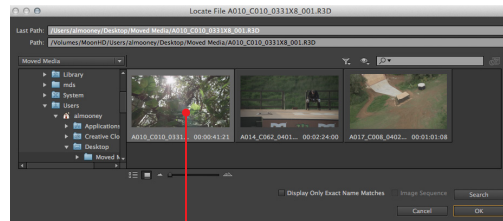
Edit more easily and efficiently with a redesigned Timeline, intuitive track targeting, and dozens of helpful new shortcuts. Dupe-detection markers, through-edit indicators, and clearer labels to show start/end of media provide critical information at a glance. Source sequences can now be edited into other sequences without nesting, retaining all of their component tracks and clips. Speed up your workflow with handy new tools, such as Paste Attributes for copying effects from one clip to another.



Customizable track headers let you see only the controls you need, so you can focus on the creative work.

Link & Locate

Modern productions are built on hundreds, if not thousands, of clips. Files are often moved, renamed, transcoded to various formats, or backed up to different storage locations. The new Link & Locate feature in Adobe Premiere Pro CC helps you track down your clips quickly no matter where they've moved, making media management faster—and your production pipeline that much more efficient.



Locate missing media

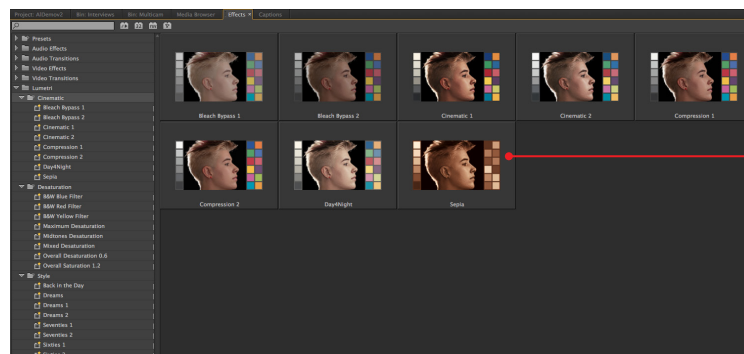
With so many moving parts, it's easy to lose track of media. Adobe Premiere Pro CC takes the guesswork out of finding and relinking clips.

Lumetri Deep Color Engine

Apply SpeedGrade color grades and sophisticated looks within Adobe Premiere Pro CC, thanks to the new Lumetri Deep Color Engine integration. Use the new Lumetri Looks folder in the Effects panel to apply rich, beautifully styled preset color grading effects as easily as adding a dissolve. Or use the Lumetri effect to locate exported .looks from SpeedGrade or LUTs from other systems.



SpeedGrade CC offers powerful tools for grading and finishing edited content. SpeedGrade .looks can now be loaded inside Adobe Premiere Pro CC.



Use existing .look presets, or open Adobe SpeedGrade to modify them—or build new .looks that give your productions exactly the visual style you want.

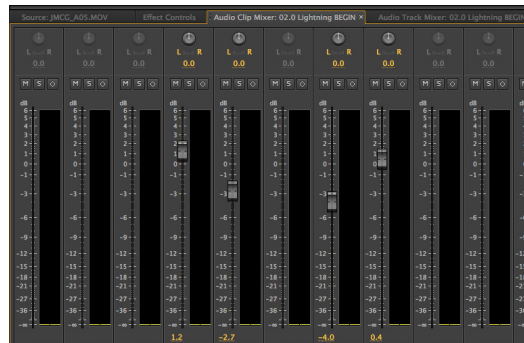
The new Lumetri browser in Adobe Premiere Pro

Precise audio control

Take control of your sound with the Audio Clip Mixer. Adjust each clip independently for a perfect mix. Get hands-on with an audio control surface for precise control. A host of new real-time audio effects allow for even better sounding projects. Need more effects? You can use third-party VST3 plug-ins. On the Mac, you can also use Audio Units (AU) plug-ins. The integrated ITU Loudness Radar from TC Electronic makes it easy to ensure that all your deliverables comply with new broadcast standards.



For even more audio editing power, use the roundtrip workflow between Adobe Premiere Pro CC and Adobe Audition® CC, in which you can edit, enhance, and mix your audio, using powerful tools such as Automatic speech alignment for dialogue replacement.



Adobe Premiere Pro CC features a brand-new mixing panel that provides clip-by-clip control of audio gain in a familiar audio workflow environment.

Adobe Anywhere integration

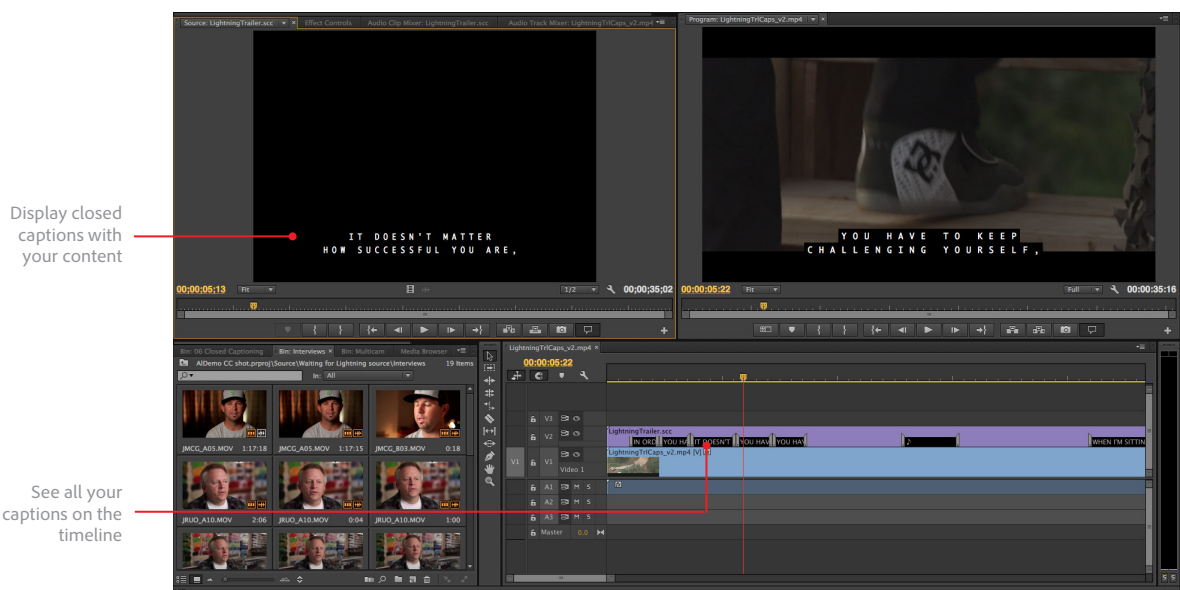
Adobe Premiere Pro CC is the flagship client for new Adobe Anywhere for video. Integration between Adobe Premiere Pro CC and Adobe Anywhere enables team members to work with files on a shared server—without having to download source material. Say goodbye to versioning problems. Make and review edits from any location. Assemble the best team for every project, regardless of geographic distance. Note: Adobe Anywhere for video requires a separate purchase and implementation.

Mezzanine codecs, native formats

Industry-standard mezzanine codecs are built right in with Adobe Premiere Pro CC. Edit across platforms using Apple® ProRes (encode on Mac OS X 10.8 only). Support for encoding and decoding MXF-wrapped Avid DNxHD files is available on both Mac and Windows®. Natively edit even more formats, thanks to new support for Sony XAVC, Panasonic AVC-Intra 200, and others.

Closed captioning

Adobe Premiere Pro CC supports closed captioning with a workflow designed for editors. Intuitively import, view, edit, and adjust positioning and layout of closed captions. When you're done, export media with embedded closed captioning, or export closed captioning as a separate file.



Efficient closed captioning tools are integrated into the Adobe Premiere Pro CC workflow.

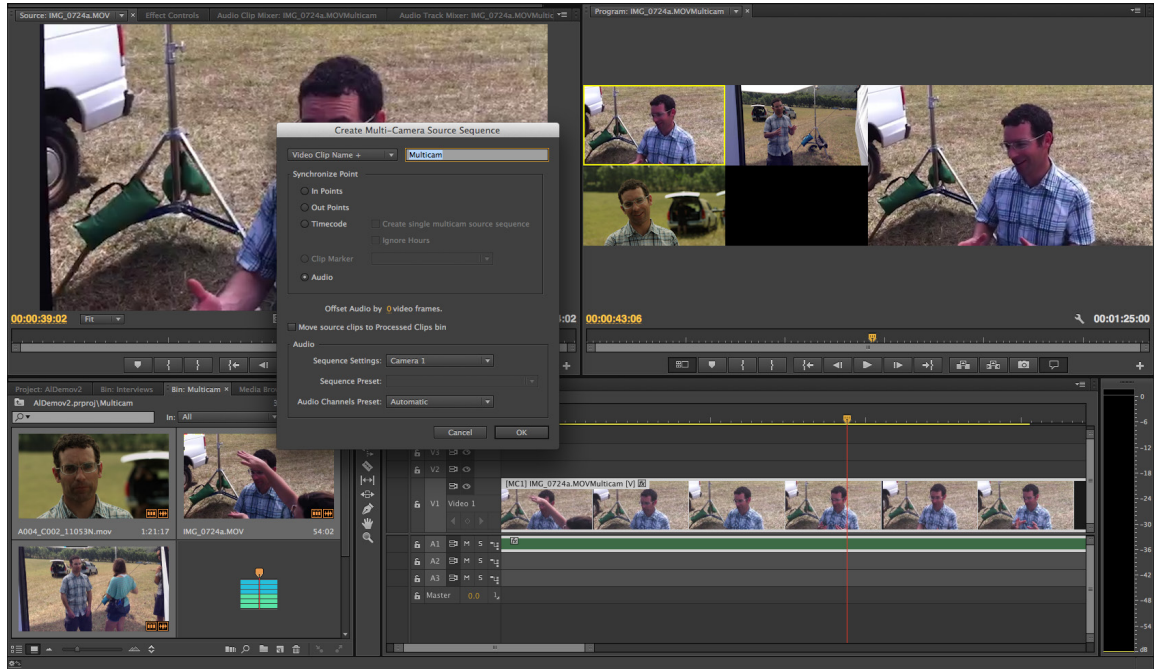
Improved Mercury Playback Engine

More editors can now enjoy real-time performance when working on complex sequences, thanks to expanded GPU support. Leverage enhanced, cross-platform support for OpenCL and CUDA. Render less often, work faster with third-party effects, and face deadlines with greater confidence.

Automatically synchronize multiple camera angles

Working with multi-cam footage just got easier. Set up projects faster with a streamlined workflow. Sync entire bins of footage all at once using a variety of synchronization techniques, now including audio waveforms. You can even mix frame rates and codecs in the same sequence.

Get to work faster with multi-camera auto-sync. Adobe Premiere Pro CC can use markers or your audio tracks to automatically match up different camera angles.



High-Fidelity interchange

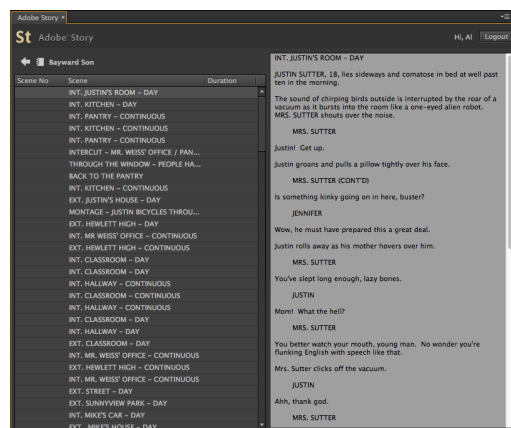
Get greater accuracy and a smoother workflow when importing or exporting Avid or Final Cut Pro projects. AAF import from Avid systems is greatly improved, with much higher fidelity and support for many more video formats, including DNxHD. To speed your editing, choose just the sequences you want when exporting to XML or AAF.

St

Adobe Story Plus provides an integrated, collaborative environment for screenwriting, script development, production planning, and scheduling.

Adobe Story panel

Adobe Story Plus—included with Creative Cloud membership—is a robust screenwriting and preproduction application. Now you can import scripts created in Adobe Story, along with associated metadata to guide your editing, thanks to the new Story panel in Adobe Premiere Pro CC. Quickly navigate to specific scenes, locations, dialogue, and characters as you work, or use Speech To Text search to find the clips you need and to edit to the script.



You no longer need to switch between applications when working with scripts. With the new Story panel, you can view and reference screenplays within the Adobe Premiere Pro CC editing environment.

Project Browsing

Spend less time searching and more time editing. Find and ingest content faster with the improved Media Browser. Browse existing projects to find the specific sequences and media you need, and selectively import that content into your project.

Multiple GPU export support

Rendering and compression just got a whole lot faster. Adobe Premiere Pro CC takes full advantage of computers with multiple GPU cards to significantly accelerate export times.



After Effects CC works hand in hand with Adobe Premiere Pro CC via Dynamic Link integration. Move smoothly between applications as you add effects and sophisticated motion graphics to your clips.



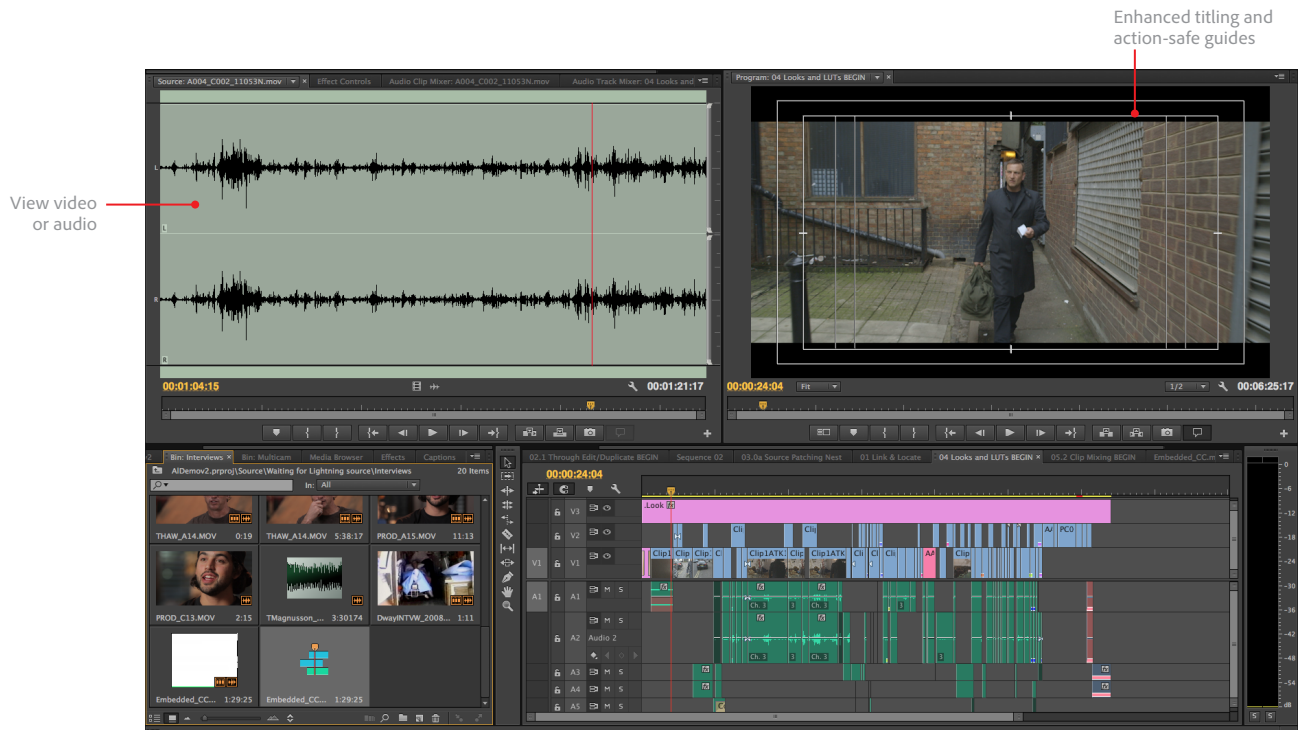
Finish faster with multiple GPU rendering in Adobe Premiere Pro CC.

Adobe Exchange panel

Give your editing system a boost with the latest plug-ins and extensions. The Adobe Exchange panel is a convenient way to browse, install, and find support for both free and paid add-ons.

Enhanced monitoring

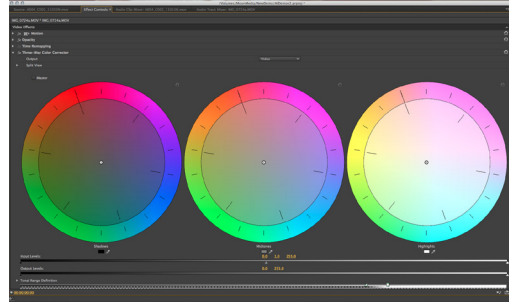
See the details you need right in the Source and Program Monitor panels. Switch between video and audio waveforms with one click. Adobe Premiere Pro CC offers improved title- and action-safe guides. Plus, the whole application has been updated with HiDPI support for MacBook Pro Retina displays.



More Adobe Premiere Pro CC highlights

Real-time performance

Edit faster. Take advantage of real-time performance in Adobe Premiere Pro CC to edit, trim, or adjust effects—even three-way color correction—without interrupting playback.



World-class effects

The Adobe Premiere Pro CC effects toolset is built on more than 20 years of imaging experience. Quickly correct color issues, stabilize shaky footage, and create adjustment layers to enhance your footage. Clean up noise, change speed with time remapping, and more.

Project and media management

Keep your projects running smoothly with task-based workspaces in Adobe Premiere Pro CC that let you focus on the job at hand. Quickly find media with HoverScrub and RapidFind search results. And get immediate updates when you replace, relink, or modify a clip.

End-to-end metadata workflow

Use metadata that travels throughout your workflow for smarter editing and streamlined post-production. Import metadata-infused Adobe Story scripts, and sync them to footage. Jump-start your edits by importing rough cuts with associated metadata from Adobe Prelude CC.

Deliver video anywhere

Reach more audiences. Create files optimized for tablets, web, smartphones, and TV. Publish to popular sites like YouTube and Vimeo. Use quality-driven presets and source matching for easier export of H.264 and MPEG2 files. Create engaging experiences, and add embedded markers, making online content easier for audiences to discover via searches.

Broadcast workflow support

Adobe Premiere Pro CC integrates with existing broadcast operations, thanks to support for industry-standard interchange formats like XML, AAF, and OMF. Support for standard broadcast workflows allows for integration with enterprise-class storage, media asset management, and delivery solutions.

Get Adobe Premiere Pro CC

Adobe Premiere Pro CC is available exclusively in Adobe Creative Cloud. You can join for free and get 30-day trials of any Adobe Creative Cloud desktop application. Paid membership offers ongoing access to all of the Adobe creative desktop applications, including new features as they become available, plus online services for file sharing, publishing, and more.

To learn more, go to creativecloud.com.



Adobe Prelude® CC offers a single interface for ingest, logging, and rough cut assembly—a great way to prep your content for editing in Adobe Premiere Pro CC.

For more information

Product details:
adobe.com/products/premiere



Adobe Systems Incorporated
345 Park Avenue
San Jose, CA 95110-2704
USA
www.adobe.com

About Adobe

Adobe is changing the world through digital experiences. For more information, visit adobe.com.

Adobe, the Adobe logo, Adobe Audition, Adobe Premiere, After Effects, Creative Cloud, the Creative Cloud logo, Lumetri, Photoshop, Prelude, and SpeedGrade are either registered trademarks or trademarks of Adobe Systems Incorporated in the United States and/or other countries. Apple, Mac, and OS X are trademarks of Apple Inc., registered in the U.S. and other countries. Windows is either a registered trademark or trademark of Microsoft Corporation in the United States and/or other countries. All other trademarks are the property of their respective owners.

© 2013 Adobe Systems Incorporated. All rights reserved.